



GCC FOOD SECURITY & TRADE

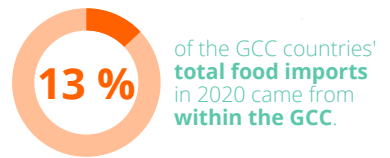
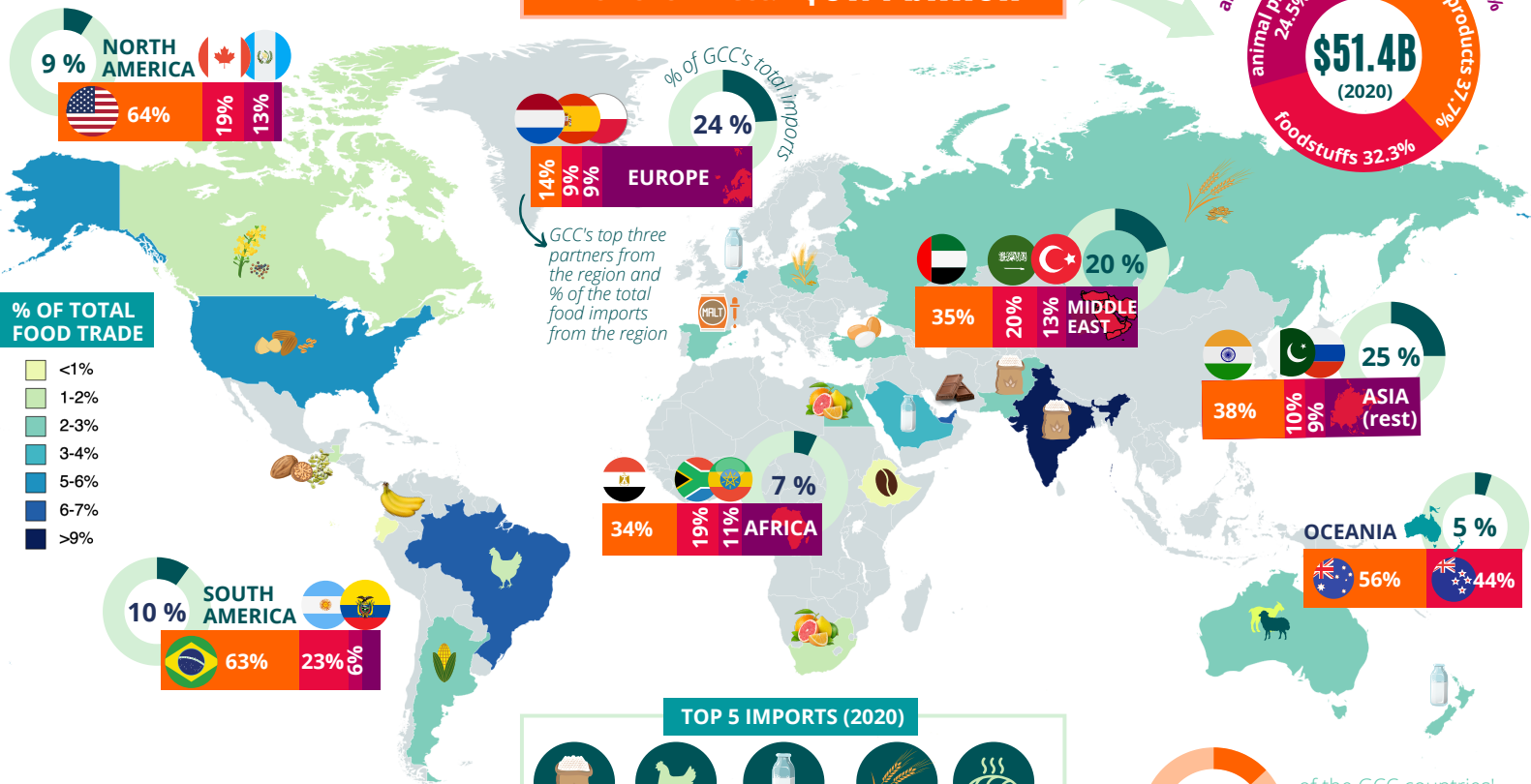
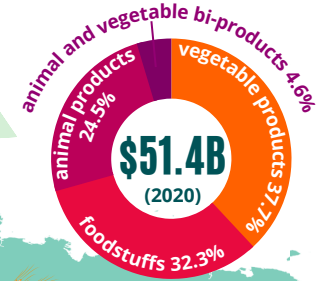


Owing largely to the harsh climate, the Gulf Cooperation Council (GCC) countries are net importers of food. To limit the impact of potential disruptions and crises, they have worked to diversify their suppliers worldwide to secure food and agricultural produce for their populations while investing in innovation.

FOOD-RELATED IMPORTS* TO THE GCC BY REGION, TOP SUPPLIERS & COMMODITY

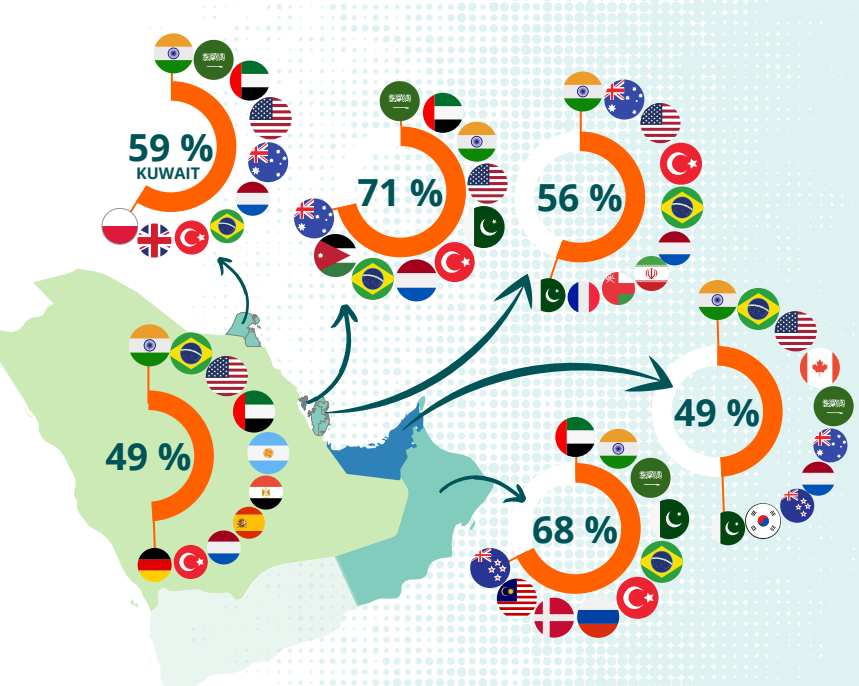
*Includes vegetable and animal products, foodstuffs, animal and vegetable by-products (by trade value, 2020).

TOTAL VALUE OF IMPORTS TO THE GCC: **\$51.4 billion**




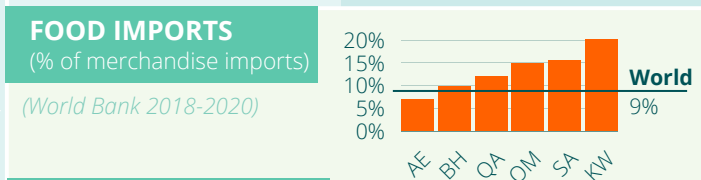

(Source: Adjusted data from the Economic Complexity Observatory, OEC, 2020)

TOP 10 SUPPLIERS TO INDIVIDUAL GCC COUNTRIES



(Food and Agriculture Organisation, FAO, 2020)

TOP 5 COMODITIES BY GCC COUNTRIES





Saudi Arabia was the world's 2nd largest importer of **barley**. **Kuwait** and the **UAE** were in the top 20.



Saudi Arabia was the 3rd top importer of **rice** globally. The **UAE** placed 12th.



Saudi Arabia was the world's 17th biggest importer of **maize** and the 20th largest importer of **wheat**.



Kuwait was the world's largest importer of **yoghurt**. **Oman** placed 3rd, the **UAE** 4th, **Bahrain** 6th, and **Qatar** 20th.



Saudi Arabia was the world's 3rd top importer of **chicken meat**. The **UAE** ranked 5th.



The **UAE** was the world's first importer of **goat meat**, **Saudi Arabia** 6th, **Bahrain** 9th, **Oman** 10th, **Qatar** 15th.



The **UAE** was among top 20 importers of **beef and veal meat**.



Saudi Arabia and the **UAE** were among the top 10 importers of **eggs**. **Qatar** and **Oman** ranked in top 20.

The **UAE** and **Saudi Arabia** were also the world's 16th and 18th top **producers of goat meat**.

2015-2020: TOTAL SELECTED IMPORTS TO THE GCC AND KEY SUPPLIERS



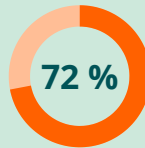
124,293,607 tonnes

CEREALS



14,891,685 tonnes

MEAT



of all meat imported to the GCC was **poultry**



12,258,839 tonnes


DAIRY PRODUCTS



1,143,678 tonnes

EGGS

(Calculations based on data provided by FAO)



Between 2015-2020, the six GCC countries accounted for:

- 21.7% of the world's **barley** imports
- 8.2% of the world's **rice** imports
- 2.5% of the world's **maize** imports
- 2.1% of the world's **wheat** imports