



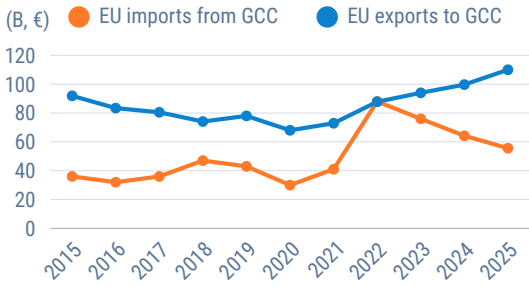
EU-GCC TRADE RELATIONS

EU	1957	27	4.2 M	450 M	\$23 T	\$51,030
	foundation		area (km ²)	population	GDP (current US\$)	GDP per capita
GCC	1981	6	2.6 M	61.2 M	\$2.6 T	\$41,959

(M = million | B = billion | T = trillion) (sources: WorldBank, Eurostat, IMF)

TRADE IN GOODS

10-YEAR TRADE TREND



EU IMPORTS FROM GCC **+53.2%** (2015-2025)

EU EXPORTS TO GCC **+20.1%** (2015-2025)

(DG Trade, European Commission)



#6 GCC rank as EU's overall trade partner

#2 EU rank as GCC's overall trade partner



3.2% share of EU's global trade

10.9% share of GCC's global trade

(DG Trade, European Commission)

EU IMPORTS FROM GCC

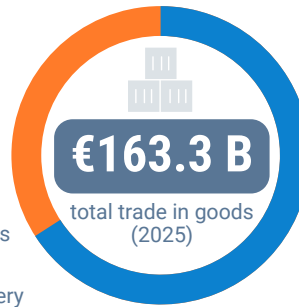
€55.7 B (34.1%)

- 71%** Mineral fuels (oil & gas)
- 6.5%** Aluminium
- 4.9%** Plastics
- 3.6%** Organic chemicals
- 2.6%** Electrical machinery

EU EXPORTS TO GCC

€107.6 B (65.9%)

- 20.1%** Machinery & mech. equipment
 - 9.6%** Aircraft & spacecraft
 - 8.7%** Electrical machinery
 - 8.0%** Motor vehicles
 - 6.8%** Pharmaceuticals
- (Trade Map)*



TRADE IN SERVICES

€84.4 B

total trade in services (2024)

+119%

growth since 2014

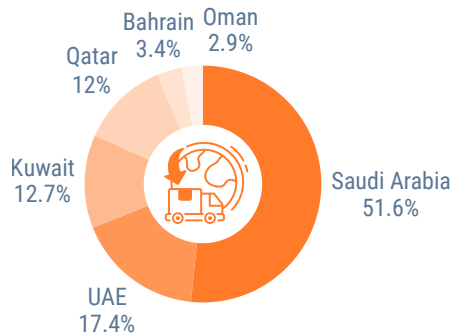
EU imports from GCC €28.2B

EU exports to GCC €56.2B

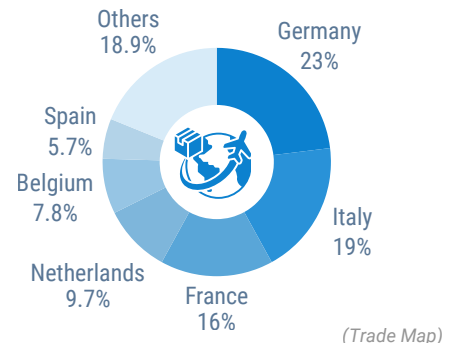
EU-GCC trade in services more than doubled between 2014 and 2024.

(Eurostat)

EU IMPORTS FROM GCC BY COUNTRY



EU EXPORTS TO GCC BY COUNTRY



EU AGRICULTURAL EXPORTS TO GCC

€10.4 B total EU agricultural exports to GCC (2025)

- 17.2%** Dairy
 - 13.0%** Cereal preparations & milling products
 - 8.9%** Cereals
 - 8.0%** Confectionary & chocolate
 - 7.7%** Mixed food
- (EU cereals exports to the GCC grew by nearly 50% in 2025.)*

GCC fruit and nut exports to the EU grew the fastest in 2025 (+134%).

(DG AGRI, European Commission)

GCC AS A TOP SUPPLIER TO THE EU

ENERGY SECURITY

- #1** **REFINED OIL**
75% SA & KW*
- #7** **PETROLEUM GAS (INCL. LNG)**
96% from Qatar

INDUSTRIAL SUPPLY CHAINS

- #1** **UNWROUGHT ALUMINIUM**
80% BH & AE*
- #1** **POLYPROPYLENE (PLASTICS)**
92% Saudi Arabia

CRITICAL TECHNOLOGIES

- #4** **HYDROGEN & RARE GASES (INCL. HELIUM)**
97% Qatar

*AE=United Arab Emirates, BH=Bahrain, KW=Kuwait, SA=Saudi Arabia

GCC AS A KEY EU EXPORT MARKET

TRANSPORT & AEROSPACE

- #2** **AIRCRAFT & SPACECRAFT**
- #6** **MOTOR VEHICLES**

INDUSTRIAL EQUIPMENT

- #4** **MACHINERY & MECHANICAL EQUIPMENT**
- #5** **ELECTRICAL MACHINERY**

HEALTHCARE

- #7** **PHARMACEUTICALS**
- (Trade Map)*



DISCOVER MORE FROM EGIC



Other Infographics

Analyses

Weekly Euro-Gulf Monitor

StratEGIC Monthly

Gulf History Portal

The Gulf Bridge: Monthly Newsletter

ABOUT

The Euro-Gulf Information Centre (EGIC) is a non-profit, non-partisan, think-and-do tank, established on 1 October 2015. The EGIC blends research and analyses with outreach and engagement. We are proud of being an action centre that contributes to enhancing strategic, cultural, economic and political ties in the Euro-Gulf space. Through specialised platforms, programmes and activities, EGIC works hard to develop human-to-human and institution-to-institution contact points in order to strengthen relations and constructive engagement.

EGIC also provides information services to organisations and individuals that seek to deepen their understanding of the trends unfolding in both Europe and the Gulf. EGIC is a firm believer in breaking paywalls and provides open access information – infographics, articles, reports (etc) – to the interested public. Finally, EGIC organises a wide assortment of events ranging from conference and seminars to workshops, art exhibitions, travels and specialised training.



EGIC HQ:

- Via Gregoriana 12, Rome 00187, Italy
- +39 06 89569 839
- info@egic.info

CONNECT

- www.egic.info
- EGIC_
- [egic.info](https://www.facebook.com/egic.info)
- [egic_info](https://www.instagram.com/egic_info)
- EGIC

Think strat **EGIC**.